



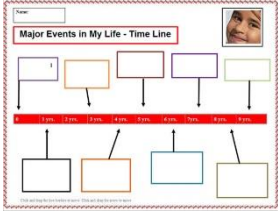
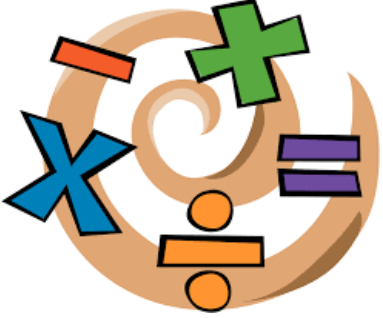


Year 1 Autumn 2 Homework

<p>Reading Eggs</p> <p>Please read one e-book on Bug Club. Don't forget to click on the aliens as you progress to take the mini quizzes!</p> <p>Username: a.dutton@leacp.lancs.sch.uk</p> <p>Password: Leacp1</p> 	<p>Maths Seeds</p> <p>In order to help your child with their essential maths skills, we would like them to access one session on Maths seeds every week.</p> 	<p>Reading</p> <p>We will be changing our reading books regularly. Please ensure your child reads as frequently as possible and changes their book at least once a week. Reading with your child is essential to their early reading skills.</p> 
<p>Phonics</p> <p>Phonics is a fundamental part of Y1. We have phonics screening check in June 2024 so practicing at home is very important.</p> <p>I would recommend accessing games on Phonics bloom and using Fast phonics on reading eggs at least once a week. If you are unsure of your child's phase, please message me on dojo.</p> 	<p>Creative task</p> <p>Create a timeline all about your life so far. This could be as creative as you like! Don't forget to send photos on ClassDojo to receive dojo points.</p>  <p>OR</p> <p>Create and write a recipe book for your favorite foods.</p>	<p>Maths</p> <p>Please see separate overview for the number of the week!</p> <p>Each week we will be focusing on a number, drawing it, making it and finding one more and one less.</p> 

Number of the Week- Year 1 Autumn 2

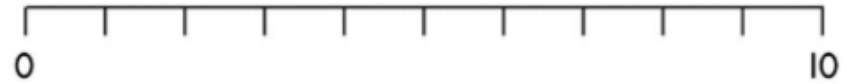
We would be very grateful if you could support us in developing an understanding of place value. Each week we will be asking the children to draw the number, write it in words, find one more and one less and write it on a number line. (See template we use in class below).

w/b 30 th October	w/b 6 th November	w/b 13 th November
11	12	13
w/b 20 th November	w/b 27 th November	w/b 4 th December
14	15	16
w/b 11 th December	w/b 18 th December	
17	18	

Our number of the week is _____

Draw it:

Draw it on the number line.



Add 1

Take away
1



Write it in words.

>

<

=